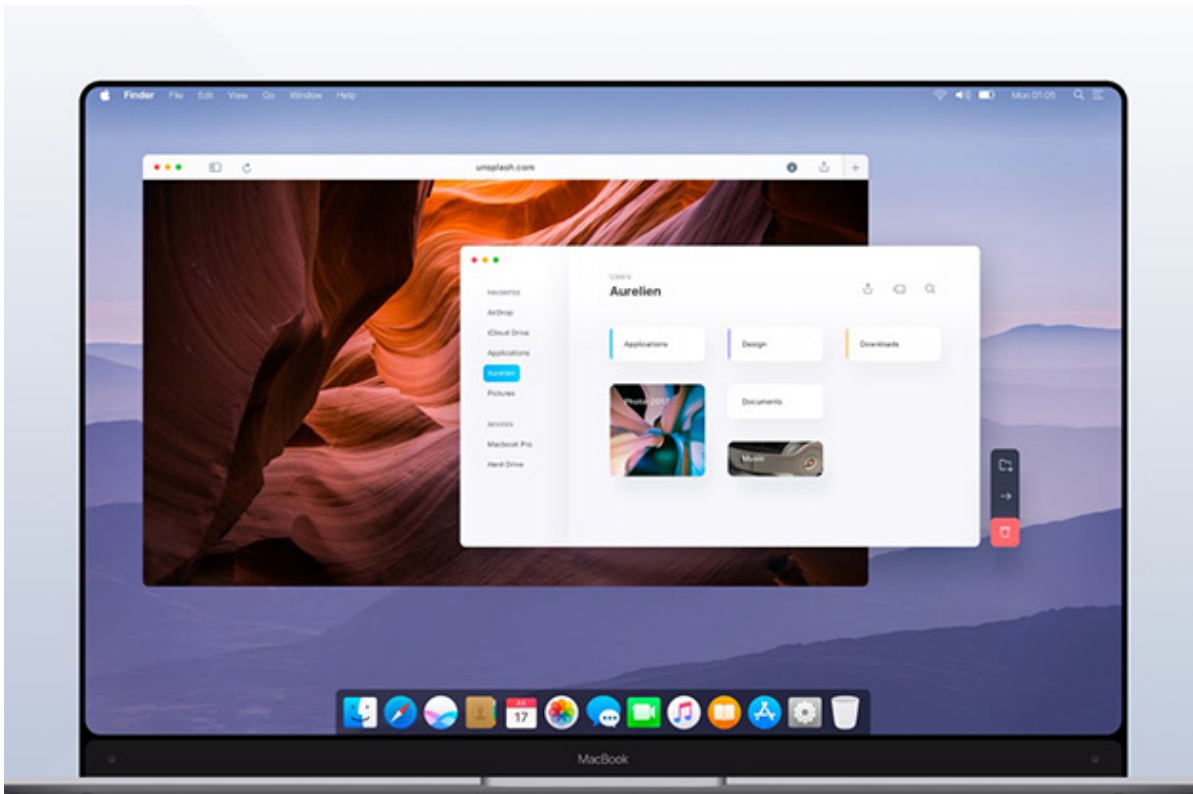




[Touch Screen For Mac Os X](#)



[Touch Screen For Mac Os X](#)



Download


The sidebar puts commonly used controls on the side of your iPad screen. It includes Command, Shift, and other modifier keys, so you can choose essential commands with your finger or Apple Pencil instead of a keyboard. By adding dynamic keys, the Touch Bar makes apps more touch-friendly and easier to navigate. Your iPad should now show an extension of your Mac desktop. You can move windows to it and use it like any other display.

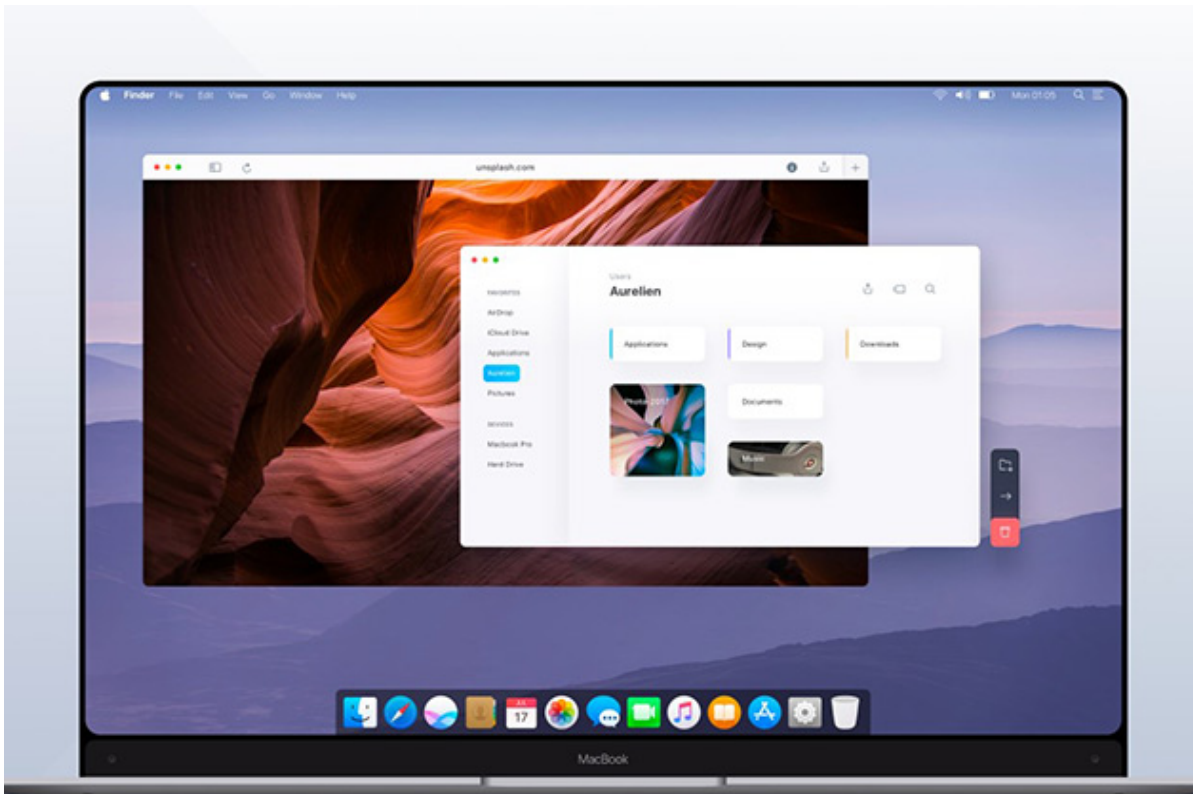
1. [touch screen](#)
2. [touch screen laptop](#)
3. [touch screen purse](#)

To end your Sidecar session, return to the AirPlay menu and choose the option to disconnect. UPDD V6 driver is available for MacOS 10.8 and above. It supports legacy serial and non-HID USB devices as well as modern HID USB devices.

touch screen

touch screen, touch screen purse, touch screen laptop, touch screen toaster, touch screen monitor, touch screen gloves, touch screen tv, touch screen chromebook, touch screen watch, touch screen radio, touch screen test, touch screen là gì, touch screen macbook, touch screen driver windows 10, touch screen laptop with pen, touch screen advantages and disadvantages [Help Me](#)
[Imgur](#) [Upvote For Pc](#), [Downvote For Mac](#)

Or use Sidecar preferences to connect. If you don't see the AirPlay icon, choose Apple menu  > System Preferences, click Displays, then make sure that "Show mirroring options in the menu bar when available" is selected. It's faster than dragging the window, and the window is perfectly resized for your display. Click the AirPlay icon in the menu bar on your Mac, then choose the option to connect to your iPad. [Kodi 18 For Mac](#)



[Download Final Cut Pro On Mac For Free](#)

touch screen laptop

[Manual For Broksonic: Software Free Download](#)

Extend or mirror your Mac desktop with Sidecar. Make sure that your Mac and iPad meet the Sidecar system requirements.. Command Touch and hold to set the Command key Double-tap to lock the key Option.. Use Sidecar preferences to turn off the sidebar or change its position Tap to show or hide the menu bar when viewing a window in full screen on iPad.. UPDD V5 is still available for Mac OS X 10.6 and 10.7 The new Touch Bar appears to be Apple's first bridge, of sorts, between iOS and macOS. [Download The Latest Java For Mac](#)

touch screen purse

[Harvestman The Biology Of Opiliones Classification](#)

When using a multi-touch touch screen it supports full multi-touch gestures, mimicking the functionality of a multi-touch trackpad or magic mouse.. To mirror your Mac display so that both screens show the same content, return to the AirPlay menu, which is a blue rectangle while using Sidecar.. Touch and hold to set the Option key Double-tap to lock the key Control Touch and hold to set the Control key.. Choose the option to mirror your display This is a great way to share your Mac screen with others.. Move a window to your iPad display If you hover your pointer over the full-screen button of a window, you can choose to move that window to or from your iPad display.. You can use Sidecar wirelessly, but to keep your iPad charged during use, connect it directly to your Mac with the USB charge cable that came with your iPad.. For example, you can use Displays preferences to arrange displays so that your iPad extends the left, right, top, or bottom of your desktop.. Or click the Disconnect button in the sidebar on your iPad Learn more about using external displays. e828bfe731 [Quicktime Recording For Mac No Sound](#)

e828bfe731

[Mandinga Cinema Zippy](#)